

SYMMETRY PARK BIGGLESWADE

~~66,000~~ **PRE-LET**; 140,000; 155,000; 180,000 & 287,000 SQ FT

READY TO OCCUPY FROM Q3 2025

FURTHER DESIGN & BUILD OPPORTUNITIES AVAILABLE OF UP TO 1.2 MILLION SQ FT



SCAN FOR MORE



Net zero carbon
in construction



BREEAM rating:
'Outstanding'

ACCOMMODATING YOUR FUTURE

THE SITE



Indicative computer-generated image

LABOUR

DEMOGRAPHIC OPPORTUNITY

There are 151,100 residents of core working age (i.e. aged 16-64) in the Biggleswade catchment, 57% who are under the age of 45.

Housing data within a 30 minute catchment area shows that, by 2031, over 6,500 new dwellings are to be delivered.

Biggleswade provides a young, active population living locally with appropriate skills for the logistics sector.

Workforce 2023 **151,100**



Workforce 2031 **158,000**



LOCAL OCCUPIERS

Stratton Business Park is currently home to over 40 companies including key occupiers such as The Co-op Group, Bidfood, Solina and Noatum Logistics.

The business park is a key location for the AgriFood sector of the economy, with roughly one third of the people employed in food related businesses.

SOLINA

noatum logistics

Bidfood

printforce
the printing specialists

OASYS

LIEBHERR

co op

**THE JORDANS
& RYVITA COMPANY**

BOND

Menzies
DISTRIBUTION

iCandy

Zeus
We Make. We Supply. We Deliver.

SMITHS

KRAMP

C E F

TRAMO
ART IN MOTION

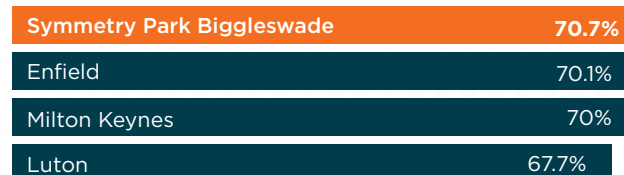
APRICOT

JEWERS
The National Jewellers Association

HIGHLY SKILLED WORKFORCE

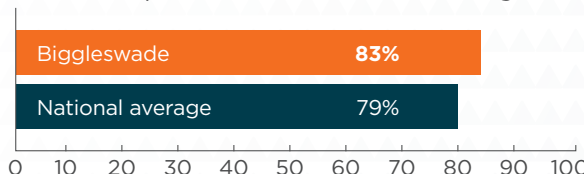
Biggleswade is future facing, with over 70% of working age residents skilled to RQF 3+ positioning the area to respond to demand for a more highly skilled logistics and distribution workforce.

% of workforce with RQF 3+ qualifications

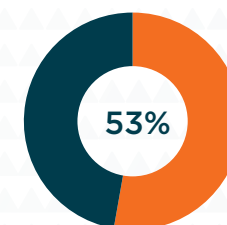
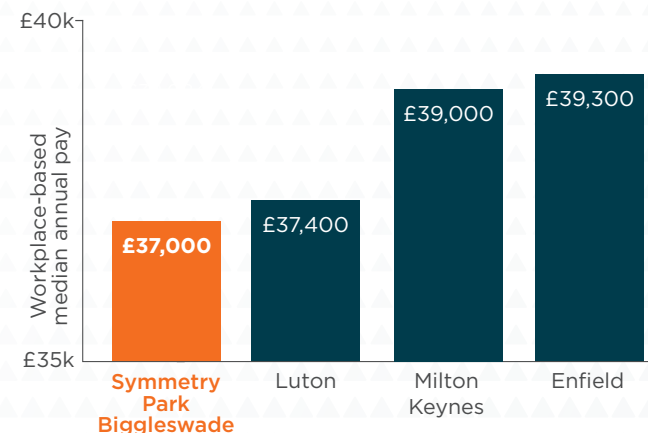


ECONOMIC ACTIVITY

83% of Biggleswade's population are economically active compared with the national average of 79%.



LOWER LABOUR COST



53% of Biggleswade residents travel less than 10km to get to work.



ACCOMMODATION



SCAN FOR MORE

UNIT 07

Warehouse	171,750 sq ft	15,956 sq m
Main Offices	8,500 sq ft	790 sq m
Total	180,250 sq ft	16,746 sq m
Clear Height	15m	
No. of Dock Levellers	16	
No. of Level Entry Doors	2	
No. of Jumbo Level Entry Doors	2	
Yard Depth	53m	
HGV Parking Spaces	22	
Car Parking Spaces	135	
EV Parking Spaces	26	

UNIT 08

Warehouse	145,500 sq ft	13,517 sq m
Main Offices	9,000 sq ft	836 sq m
Total	154,500 sq ft	14,353 sq m
Clear Height	15m	
No. of Dock Levellers	14	
No. of Level Entry Doors	2	
No. of Jumbo Level Entry Doors	2	
Yard Depth	53m	
HGV Parking Spaces	25	
Car Parking Spaces	113	
EV Parking Spaces	22	
Van Parking Spaces	7	

UNIT 09

Warehouse	132,000 sq ft	12,263 sq m
Main Offices	7,500 sq ft	697 sq m
Total	139,500 sq ft	12,960 sq m
Clear Height	15m	
No. of Dock Levellers	12	
No. of Level Entry Doors	1	
No. of Jumbo Level Entry Doors	2	
Yard Depth	50m	
HGV Parking Spaces	21	
Car Parking Spaces	116	
EV Parking Spaces	26	
Van Parking Spaces	7	

UNIT 10

Warehouse	270,000 sq ft	25,084 sq m
Main Offices	13,500 sq ft	1,254 sq m
Hub Offices	3,500 sq ft	325 sq m
Gatehouse	200 sq ft	19 sq m
Total	287,200 sq ft	26,682 sq m
Clear Height	18m	
No. of Dock Levellers	24	
No. of Level Entry Doors	1	
No. of Jumbo Level Entry Doors	2	
Yard Depth	50m	
HGV Parking Spaces	38	
Car Parking Spaces	222	
EV Parking Spaces	44	
Van Parking Spaces	6	



▲ SYMMETRY PARK
BIGGLESWADE



Net zero carbon
in construction



BREEAM rating:
'Outstanding'

SYMMETRY PARK BIGGLESWADE



ROAD

	Distance
Stevenage	14 miles
Bedford	14 miles
Welwyn Garden City	21 miles
Cambridge	21 miles
A14	22 miles
M1 (J13)	22 miles
M25 (J23)	29 miles
Peterborough	42 miles
Central London	45 miles
Birmingham	94 miles



AIRPORT

	Distance
London Luton	23 miles
London Stansted	33 miles
London Heathrow	55 miles



PORT

	Distance
London Gateway Port	71 miles
Harwich	82 miles
Felixstowe Port	92 miles
Southampton	120 miles
Dover	128 miles



RAIL

	Distance
Northampton Gateway	40 miles
DIRFT	57 miles

Source: Google Maps



@tritaxbigbox

tritaxbigbox.co.uk/our-spaces/biggleswade

SAT NAV: SG18 8YY



receive.extra.genius

FURTHER INFORMATION



JAMES HAESTIER

james.haestier@colliers.com
+44 (0)7818 038009

TIM HARDING

tim.harding@colliers.com
+44 (0)7860 180328



PATRICK STANTON

patrick.stanton@bidwells.co.uk
+44 (0)7918 709399

WALTER SCOTT

walter.scott@bidwells.co.uk
+44 (0)7918 081533

RORY BANKS

rory.banks@bidwells.co.uk
+44 (0)7976 832083

Misrepresentation Act 1967. The particulars are not to be considered a formal offer, they are for information only and give a general idea of the property. They are not to be taken as forming any part of a resulting contract nor be relied upon as statements or representations of fact. Whilst every care is taken in their preparation no liability can be accepted for their accuracy. Intending purchasers must satisfy themselves by personal inspection or otherwise as to the correctness of these particulars which are issued on the understanding that all negotiations are conducted through Colliers and Bidwells. February 2025.

ACCOMMODATING YOUR FUTURE